

Product information

Metra-batch Batch controller data sheet

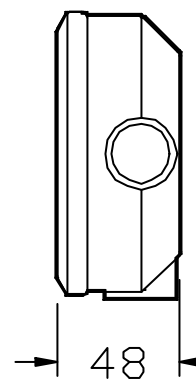
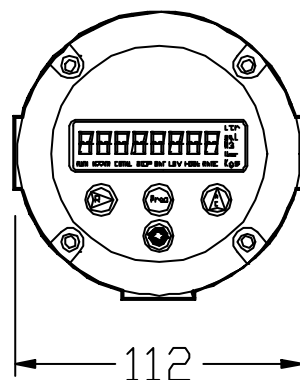
- High speed count
- Two stage control
- Automatic overrun compensation
- Simple programming with English prompts
- IP67 (Nema 4X)
- Remote start/stop facility
- Non volatile memory
- 8 Digit rate display
- 12-24V dc operation
- Batch total
- Accumulated total
- Number of batches total
- Networking facility
- Clear 9mm "starburst" LCD display
- Maximum dispense setting
- Received pulse time out

Ideal for

- ◆ Bottle filling
- ◆ Recipe blending
- ◆ Any batch process



The **Metra-batch** was specifically designed for flowmeters or machinery with pulse or frequency outputs. It has a two stage batching facility with selectable automatic over-run compensation as well as safety features to prevent erroneous dispense with a faulty system. Batching can be set to either count up from zero or down from the batch quantity as well as programmed for local, remote, automatic or manual start. Simple PIN protected flow chart programming with English prompts guide you through the entire set up routine greatly reducing the need to refer to the instruction manual. Several Metra-batches may be used in conjunction with each other with lock out and networking enunciation giving the user full operating data. The robust housing is purposely designed to suit harsh indoor & outdoor industrial environments. It is weatherproof to P67 (Nema 4X) standards, UV resistant and uses glass reinforced nylon mouldings with stainless steel screws & viton O-ring seals.



Order code

Metra-batch
380-102

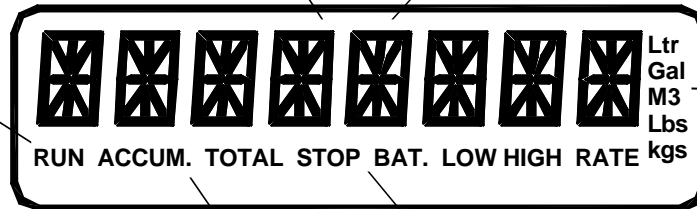
Wall bracket
380-103

The drawing below shows all of the segments on the LCD display illuminated. This occurs for five seconds whenever the program mode is entered.

A five digit total number of batches (TNB) dispensed since the last reset. This is only re-settable through the PIN code.

The 8 digit batch display can be programmed for up to three decimal places

The enunciators clearly show the operation of the instrument at all times.



Engineering units selected during the initial programming routine.

Accumulative total shows only when the "accum total" key is pressed. Up to 3 decimal places. Reset through a PIN protected security code.

When networked the dormant units will scroll "ENGAGED" across the screen. The working unit will operate as normal.

Specification

Display	LCD 8 digit alpha-numeric 9mm high Engineering units & mode indicators 3 programmable decimal points for both totalisers English programming prompts
Signal inputs	Universal pulse-frequency input compatible with reed switch, Hall effect detector, magnetic coil (20mV P-P), Voltage pulse & Namur proximity detectors. Maximum input frequency 500 to 5Khz depending on sensor type, minimum 0.2Hz,
Power	Internal 3.6V dc Ultra battery. Life expectancy 5 - 7 years (less with the coil input). An external power supply (8-24Vdc regulated) must be used .
Control output	Two selectable NPN or PNP field effect transistors 1A maximum.
Enclosure	IP66 (NEMA 4X) High impact glass reinforced nylon. Self drill cable gland in the base or rear. Operating temperature range -20°C to +80°C.
K Factor range	0.001 to 9,999,999.999

Simple programming

Display	Action
Program mode entered	Display self tests
Enter PIN number	XXXX
Change PIN number Y/N	Incorrect PIN number permits viewing of the program data only
Reset ACCUM total	Y/N
Set engineering units	Ltr, gal, M3, lbs, kgs or none
Enter pulses per unit volume	E.g. 20.465 Pulses per litre etc.
Set decimal point Dpt TOTAL	0 0.0 0.00 0.000
Dpt ACCUM TOTAL	0 0.0 0.00 0.000
Set count direction	Count DN/up
Start delay relay 2	000 - 999 seconds
Pre stop valve - relay 2	000 - 999 seconds
Automatic overrun compensation	Y/n
Set missing pulse time out	00 - 99 seconds
Set batch limit	XXXXXXXX

Simple batch operating procedure

Press BATCH SET
 Enter batch quantity XXXXXXXX
 Press BATCH SET
 Press RUN.....to pause press STOP to abort press RESET to resume press RUN
 End of batch