

Product information

Metra-count totaliser data sheet

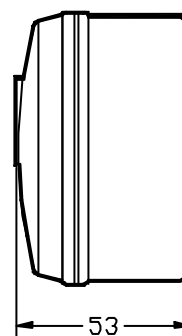
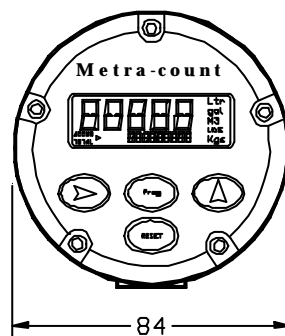
- Competitively priced
- Rugged enclosure
- IP66 (NEMA 4X)
- Simple programming
- Universal pulse inputs
- 0 - 3 KHz.
- Optional pulse output
- -20 - 80°C
- UV resistant housing
- PIN protection
- Field programmable
- 5 - 7 year battery life
- External PSU input
- Total & accumulated total
- Panel or surface mount
- Pipe mounting options

Ideal for

- ◆ Flowmeters
- ◆ Production lines
- ◆ Fuel consumed



The metra-count was specifically designed for computing & displaying totals from flowmeters or machinery with pulse or frequency outputs. The instrument will display Re-settable Total and an Accumulated Total in engineering units as programmed by the user. Simple PIN protected flow chart programming with English prompts guide you through the entire programming routine greatly reducing the need to refer to the instruction manual. The optional pulse output can be selected to act as an input pulse repeater serving as a signal conditioner module or may be programmed as a scaled pulse output for remote metering. The pulse output requires an external 8 - 24Vdc power supply, the pulse width is auto-ranging 1:1 defaulting to 300ms maximum. The robust housing is purposely designed to suit harsh indoor & outdoor industrial and marine environments. It is weatherproof to P66 (Nema 4X) standards, UV resistant and uses glass reinforced nylon mouldings with stainless steel screws & viton O-ring seals.



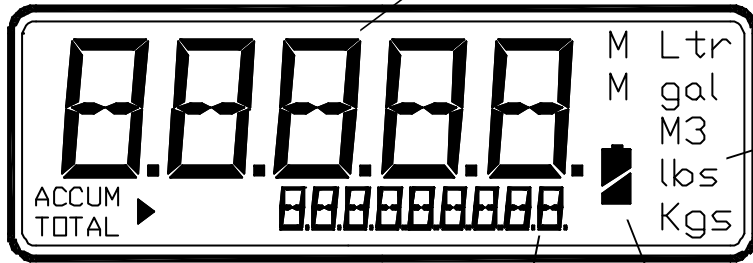
Order codes

Metra-count
380-050

Metra-count
Pulse output
380-051

The drawing below shows all of the segments on the LCD display illuminated. This occurs for five seconds whenever the program mode is entered.

LCD display



The 5 digit Total display is front panel re-settable and can be programmed for up to three decimal places

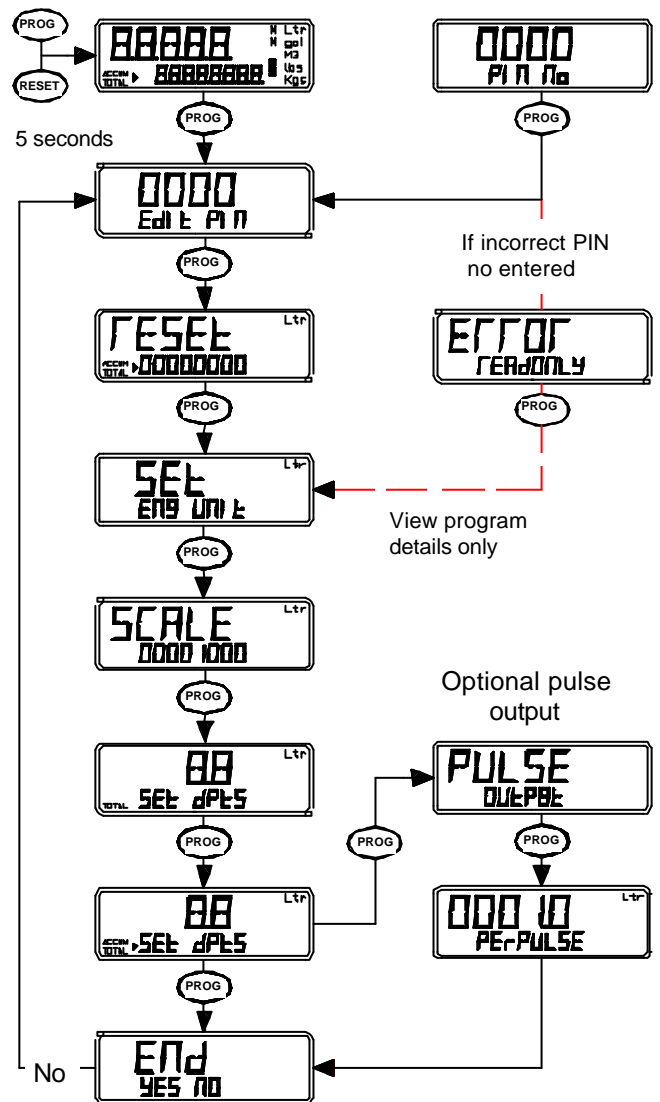
Engineering units - selected during the initial programming routine.

Accumulative total - up to 3 decimal places. Reset only through a PIN protected security code.

Battery condition indicator shows only when the battery is low. Battery life can be between 5 and 7 years depending on usage.

Specification

Display	5 Digit re-settable totaliser 7.5mm 8 digit accumulative total 3.6mm Engineering units enunciator 3.6mm Low battery indicator 3 programmable decimal points for both totalisers English programming prompts
Signal inputs	Universal pulse-frequency input compatible with reed switch, Hall effect detector, magnetic coil (20mV P-P), Voltage pulse & Namur proximity detectors. Maximum input frequency 500 to 5Khz depending on sensor type.
Power	Internal 3.6V dc Ultra lithium battery. Life expectancy 5 - 7 years (less with the coil input). An external power supply (8-24Vdc regulated) may also be used .
Pulse output	Non scalable selectable NPN/PNP.
Scaled output	Optional, this replaces the repeater pulse output above and has a maximum frequency of 50 Hz. 50mA max.
Enclosure	IP66 (NEMA 4X) High impact glass reinforced nylon. Self drill cable gland in the base or rear. Operating temperature range -20°C to +80°C.
K Factor range	0.001 to 9,999,999.999



Programming flow chart