

Product information

Mini-turbine data sheet

- PVDF or st st body
- 0.5% reading *
- 0.75% FSD
- Sapphire bearings
- Optical detection
- 4 Flow ranges
- Pulse output
- 10 or 15 Bar rating
- Viton seal as std.
- ¼" NPT
- 0.1% Repeatability
- 7.5 to 24 V dc
- 75°C Max
- LED status lights

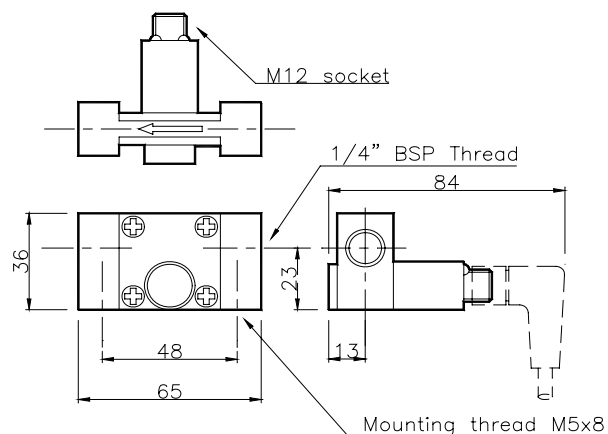
* when used with our Metra-smart instrument

Ideal for

- ◆ Laboratory tests
- ◆ Cooling equipment
- ◆ Active flow alarms
- ◆ Semiconductor plant



Our Mini-turbine flowmeters are designed to give high performance and competitive pricing with 4 flow ranges from 0.03 to 6.5 litres per minute. Its totally non-metallic wetted option makes this the ideal choice for the metering of aggressive chemicals including ultra-pure water. The standard pipe connections are ¼" NPT female but for OEM use alternatives are available. The bearings are made of sapphire for long life and reliability, the body is PVDF or 316 stainless steel and as standard the 'O' ring seal is Viton™. Alternative materials are available.



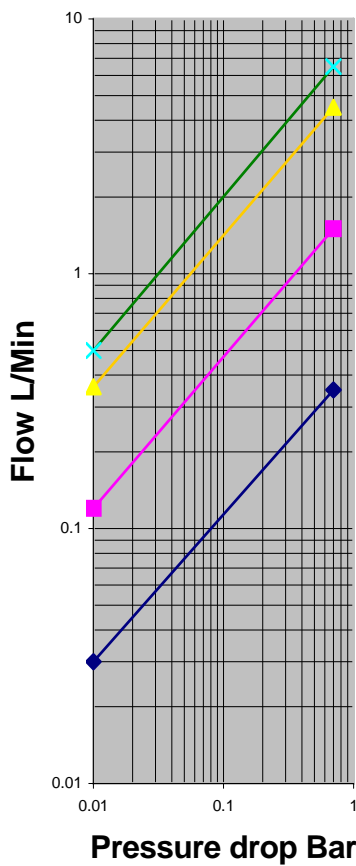
Model	Flow range L/Min	Linearity % FSD	Typical Freq. Hz.	Approx 'K' Factor
203	0.03 - 0.35	0.75	200	35000
215	0.12 - 1.5	0.75	375	15000
245	0.36 - 4.5	0.75	560	7500
265	0.50 - 6.5	0.75	500	4600

Materials of construction
 Body - PVDF or 316 St St
 'O' Ring seal - Viton
 Bearings - Sapphire
 Cover - PVDF

Flow range L/Min	Spindle mat'l	Pressure rating	Body material	'O' ring Material
203 = 0.03-0.35	1 =Sapphire	8 = 10 Bar	3 = PVDF	V = Viton
215 = 0.12-1.5	2 =316 St St	9 = 15 Bar	6 = 316 St St	S = Silicon
245 = 0.36-4.5				O = Special
265 = 0.5-6.5				

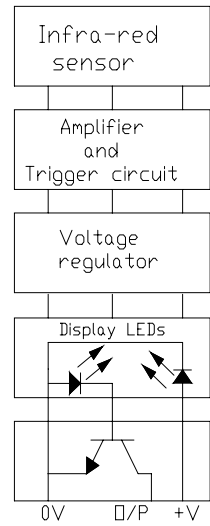
e.g. **203-183-V** is a flow range of 0.03 to 0.35 L/Min, sapphire spindle, 10 Bar pressure rating, PVDF body and a Viton Seal. With a six point traceable water calibration.

Pressure drop Vs flow rate for 200 series meters



◆ 203 ■ 215
 ▲ 245 × 265

At the heart of the meter is a precision turbine that rotates freely on robust sapphire bearings. The detection is optical with a straight light path which is more tolerant to light path degradation than many of the competitive flow-meters with optical detection. The output is a NPN pulse which is readily interfaced with most electronic display or recording devices. This combination of materials and technology ensures a long life product with reliable operation throughout.



Sensor block diagram

